

Retirement Planning Guide



Contents

| | |
|--|----|
| Introduction | 3 |
| Part 1 – The LGPS | 4 |
| Benefits of the Scheme | 4 |
| How your LGPS benefits are worked out | 5 |
| When you can take your pension | 9 |
| Taking a tax-free lump sum when you retire | 11 |
| Increasing your pension | 13 |
| Tax and your pension..... | 15 |
| After you have taken your pension..... | 15 |
| Taking your LGPS pension – the process..... | 17 |
| Help if you have a query or complaint | 22 |
| Part 2 – Other useful information | 23 |
| State Pension..... | 23 |
| Tax and your pension..... | 23 |
| Tracing previous pension rights | 24 |
| Pension scams..... | 24 |
| Where to go for support..... | 26 |
| Budget Planner | 28 |
| How to find out more | 29 |
| Disclaimer | 29 |
| Notes..... | 31 |

Introduction

This guide is for you if you are currently paying into the Local Government Pension Scheme (LGPS) and are planning your retirement.

The guide is not suitable if you are paying into the LGPS as a councillor.

Part one of this guide gives you information about the LGPS. It covers the financial protection the LGPS offers you and your family. Part one also includes information about retirement and the decisions you have to make.

Part two looks more widely at issues that may affect you in retirement. We have included information about taxation and the State Pension. You can also find links and contact details for organisations that can support you.

The purpose of this guide is to assist you with retirement planning. You should not use it instead of financial advice. If you require financial advice, you should appoint an independent financial advisor.



Part 1 – The LGPS

Benefits of the Scheme

A secure pension

Your pension is worked out each Scheme year and is based on your pensionable pay. The Scheme year ends on 31 March. In the April following the end of each year, your pension is adjusted in line with changes in the cost of living. You can read more about how your pension is worked out in the next section [How your LGPS benefits are worked out](#).


Survivor pensions

After your death, a pension will be paid to your:

- spouse
- civil partner or
- cohabiting partner (subject to qualifying conditions)

for the rest of their life.

Children's pensions may also be payable.



Taking a lump sum

When you take your pension, you have the option to exchange some of it for a lump sum. The lump sum will be paid tax-free in most cases. However, there is a limit on



how much tax-free cash you can take from your pension. If you exceed that limit, you will have to pay tax at your marginal rate.

Tax relief

Pension contributions are taken from your salary before tax is worked out. If you pay tax, as a member of the Scheme you will pay less tax on your earnings.

Flexibility to pay more or less

You can pay half your normal contributions in return for building up half your normal pension. This is known as the 50/50 section of the Scheme.

You can increase your pension by paying more contributions. You can read more about this in the [Increasing your pension](#) section.

Life cover

If you die as an active member of the LGPS, a death grant of three times your assumed pensionable pay is paid. Assumed pensionable pay is an estimate of your normal annual pensionable pay. **We/Your LGPS fund/XX Council will** decide who to pay any death grant to, but will take account of your wishes. Please contact **us/your LGPS fund/XX Council/your pension administrator/visit website <link> for an expression of wish form/to update these details online.**

Further information

You can find out more about the benefits of LGPS membership on the [LGPS member website](#). You can also watch the [Pensions made simple videos](#).

How your LGPS benefits are worked out

The LGPS changed from a final salary scheme to a career average scheme on 1 April 2015. From 1 April 2015, the benefits built up are worked out under the rules of the career average scheme.

If you joined the Scheme before 1 April 2015, you will also have built up benefits in the final salary scheme.

How your benefits are worked out after 31 March 2015

Each year, while in the main section, 1/49th of your pensionable pay is put into your pension account (1/98th while you are in the 50/50 section). Your pension is protected if your pay is lower than usual because of sickness or child-related absence.

In the April following the end of each year, your account is adjusted to take into account the cost of living. The table in the example on the next page shows how this works.

How your benefits are worked out between 1 April 2009 and 31 March 2015

For each year of membership between 1 April 2009 and 1 April 2015, you will receive a pension of 1/60th of your **final pay**.

Your **final pay** is usually the pensionable pay you earn in the year before leaving the Scheme. Pay from one of the two previous years is used instead if it is higher.

How your benefits are worked out before 1 April 2009

For each year of membership before 1 April 2009, you will receive a pension of 1/80th of your **final pay** and a lump sum of 3/80ths of your **final pay**.

Working part-time

If you worked part-time before 1 April 2015, your membership is reduced accordingly. For example, if you worked 17.5 hours per week and the full-time equivalent hours were 35 hours per week, your membership will be reduced by 17.5/35, which is half. We use your full-time equivalent pay to work out your benefits.

Example 1 – calculation of LGPS benefits

The following example shows how LGPS benefits are worked out for a member:

- retiring at normal pension age on 31 March 2025
- with 42 years' of LGPS membership
- whose final pay is £25,000

who has built up a pension account since 1 April 2015 as shown in the table.

Benefits based on 26 years' membership up to 31 March 2009:

Pension: $26/80\text{th} \times £25,000 = \mathbf{£8,125}$

Lump sum: $3 \times 26/80\text{th} \times £25,000 = \mathbf{£24,375}$

Benefits based on six years' membership from 1 April 2009 to 31 March 2015:

Pension: $6/60\text{th} \times £25,000 = \mathbf{£2,500}$

Table 1: Benefits built up in the main section from 1 April 2015

| Scheme year | Opening balance | Pension built up in Scheme year | Total account on 31 March | Cost of living adjustment | Updated total account |
|-------------|-----------------|---------------------------------|---------------------------|---------------------------|-----------------------|
| 2015/16 | £0.00 | $£18,500 \div 49 = £377.55$ | £377.55 | -£0.38 (-0.1%) | £377.17 |
| 2016/17 | £377.17 | $£19,000 \div 49 = £387.76$ | £764.93 | £7.65 (1.0%) | £772.58 |

| Scheme year | Opening balance | Pension built up in Scheme year | Total account on 31 March | Cost of living adjustment | Updated total account |
|-------------|-----------------|---------------------------------|---------------------------|---------------------------|-----------------------|
| 2017/18 | £772.58 | $\frac{£20,000}{49} = £408.16$ | £1,180.74 | £35.42 (3.0%) | £1,216.16 |
| 2018/19 | £1,216.16 | $\frac{£21,000}{49} = £428.57$ | £1,644.73 | £39.47 (2.4%) | £1,684.20 |
| 2019/20 | £1,684.20 | $\frac{£22,000}{49} = £448.98$ | £2,133.18 | £36.26 (1.7%) | £2,169.44 |
| 2020/21 | £2,169.44 | $\frac{£22,000}{49} = £448.98$ | £2,618.42 | £13.09 (0.5%) | £2,631.51 |
| 2021/22 | £2,631.51 | $\frac{£23,000}{49} = £469.39$ | £3,100.90 | £96.13 (3.1%) | £3,197.03 |
| 2022/23 | £3,197.03 | $\frac{£24,000}{49} = £489.80$ | £3,686.83 | £372.37 (10.1%) | £4,059.20 |
| 2023/24 | £4,059.20 | $\frac{£24,500}{49} = £500.00$ | £4,559.20 | £305.47 (6.7%) | £4,864.67 |
| 2024/25 | £4,864.67 | $\frac{£25,000}{49} = £510.20$ | £5,374.87 | £91.37 (1.7%) | £5,466.24 |

The member is entitled to:

| | |
|-----------------------|-------------------|
| Annual pension | £16,091.24 |
|-----------------------|-------------------|

Which is made up of pension built up:

| | |
|---------------------|-----------|
| before 1 April 2009 | £8,125.00 |
|---------------------|-----------|

| | |
|--|-----------|
| between 1 April 2009 and 31 March 2015 | £2,500.00 |
| after 31 March 2015 | £5,466.24 |

| | |
|--------------------------|-------------------|
| Tax-free lump sum | £24,375.00 |
|--------------------------|-------------------|

Underpin protection

When the LGPS changed from a final salary scheme to a career average scheme in 2015, older members were protected from the changes. The courts have found that younger members of other public service pension schemes were discriminated against because similar protections did not apply to them.

The LGPS rules changed in 2023 to remove this discrimination. These changes are known as the 'McCloud remedy'. Your LGPS pension may be protected by the underpin if you:

- joined the LGPS or a different public service pension scheme before 1 April 2012
- reach age 65 after 1 April 2015
- were a member of the LGPS between 1 April 2015 and 31 March 2022, and
- have not had a disqualifying break. A disqualifying break is a break of more than five years when you were not paying into the LGPS nor any other public service pension scheme.

You do not need to make a claim for underpin protection. However, **we / your pension fund** may need to ask you about previous membership of the LGPS or a different public service pension scheme to find out if you are protected.

If you are protected, when you retire, **we / your pension fund** will check whether the pension you built up in the underpin period would have been more under the final salary scheme. If it would have been, your pension will be increased. The underpin period runs from 1 April 2015 to 31 March 2022. Your protection ended earlier if you reached age 65 before 31 March 2022.



Further information

For more information about [How your LGPS pension is worked out](#) and to use an online modeller, please visit the [LGPS member website](#). For more information about underpin protection, see the [McCloud remedy](#) section of the website.

When you can take your pension

You can choose to stop work and take your pension at any time between age 55 and 75. Your normal pension age (NPA) is the age when you can retire and take the pension you have built up without early retirement reductions.



For the pension built up from 1 April 2015, your NPA is the same as your State Pension age (SPA), but with a minimum age of 65. You can find out your SPA by using the [UK Government's State Pension Age calculator](#).

Any benefits you built up before 1 April 2015 have an NPA of 65. You must take your whole LGPS pension at the same time.

Taking your pension before your NPA

There is no reduction if you take your pension at your NPA. If you take your pension before your NPA, it will be reduced. The reduction is based on the number of years from the date you take your pension to your NPA. If the number of years is not exact, the reduction percentage is adjusted.

Early retirement reduction factors

The Government sets the early retirement reduction factors. They can vary from time to time. The table below shows the reduction factors that are currently in force:

Table 2: Early retirement reduction factors

| Number of years paid early | Pension reduction | Lump sum reduction (for membership to 31 March 2009) |
|----------------------------|-------------------|--|
| 0 | 0% | 0% |
| 1 | 5.0% | 1.7% |
| 2 | 9.7% | 3.3% |
| 3 | 14.0% | 4.9% |
| 4 | 18.0% | 6.5% |
| 5 | 21.6% | 8.1% |
| 6 | 25.0% | 9.6% |
| 7 | 28.2% | 11.1% |
| 8 | 31.2% | 12.6% |
| 9 | 34.0% | 14.1% |

| Number of years paid early | Pension reduction | Lump sum reduction (for membership to 31 March 2009) |
|----------------------------|-------------------|--|
| 10 | 36.6% | 15.5% |
| 11 | 40.6% | n/a |
| 12 | 42.9% | n/a |
| 13 | 45.1% | n/a |



If you were a member of the LGPS before 1 December 2006, some of your benefits paid early could be protected from the reduction under the '85-year rule'. You can read more about the 85 year rule on the [LGPS member website](#).

Taking your benefits after your NPA

If you stay in work after your NPA, you will continue to pay into the LGPS and build up further benefits. You must take your pension by age 75.

If you delay taking your pension, your benefits will be increased. The increase is based on how long after your NPA you take your pension.

Ill health

If you have to leave work due to illness, you may be able to receive your LGPS pension straight away. Your employer must be satisfied that you are permanently unable to do your job until your NPA. They must get an opinion from an independent occupational health physician before they decide.

Ill health benefits can be paid at any age and are not reduced because of early payment. In fact, your benefits are increased to make up for your early retirement.

Cost of living adjustment

Your LGPS pension increases in line with the cost of living every year throughout your retirement. If the cost of living goes up, so will your pension.

Redundancy and business efficiency

The LGPS benefits you have built up will be paid immediately without any early retirement reductions if:

- you are age 55 or over (or age 50 or over if you were a member of the LGPS on 5 April 2006 and have not had a break in membership since then), and
- your employer makes you redundant or you are retired on the grounds of business efficiency.

Where your benefits are paid before age 55, significant tax charges will apply to payments we make to you before your 55th birthday if you don't qualify for a protected pension age. Speak to your employer for more information.



Flexible retirement

From age 55, if you reduce your hours or move to a less senior position, and your employer agrees, you can take some or all the pension benefits you have built up.

You can draw your wages from your reduced hours or less senior post and continue paying into the LGPS, building up further benefits in the Scheme.

Pension age changes

The UK Government has announced that the earliest age you can take your pension will increase from age 55 to 57 from 6 April 2028. This does not apply if you have to take your pension early due to ill health.

You could be protected from this increase if you joined the LGPS in Scotland before 4 November 2021. You could also be protected if you transferred a previous pension into the LGPS if certain conditions are met. However, you will only be able to use this protection when you take your LGPS pension if the LGPS rules allow you to take your pension before age 57.

The Scottish Government makes the LGPS rules. It has not yet confirmed if it will allow members who qualify for protection to take their LGPS benefits before age 57, from 6 April 2028.

Further information

You can read more about [Taking your LGPS pension](#). You can also watch the [Pensions made simple videos](#) 'Life after work' and 'Protection for you and your family'.

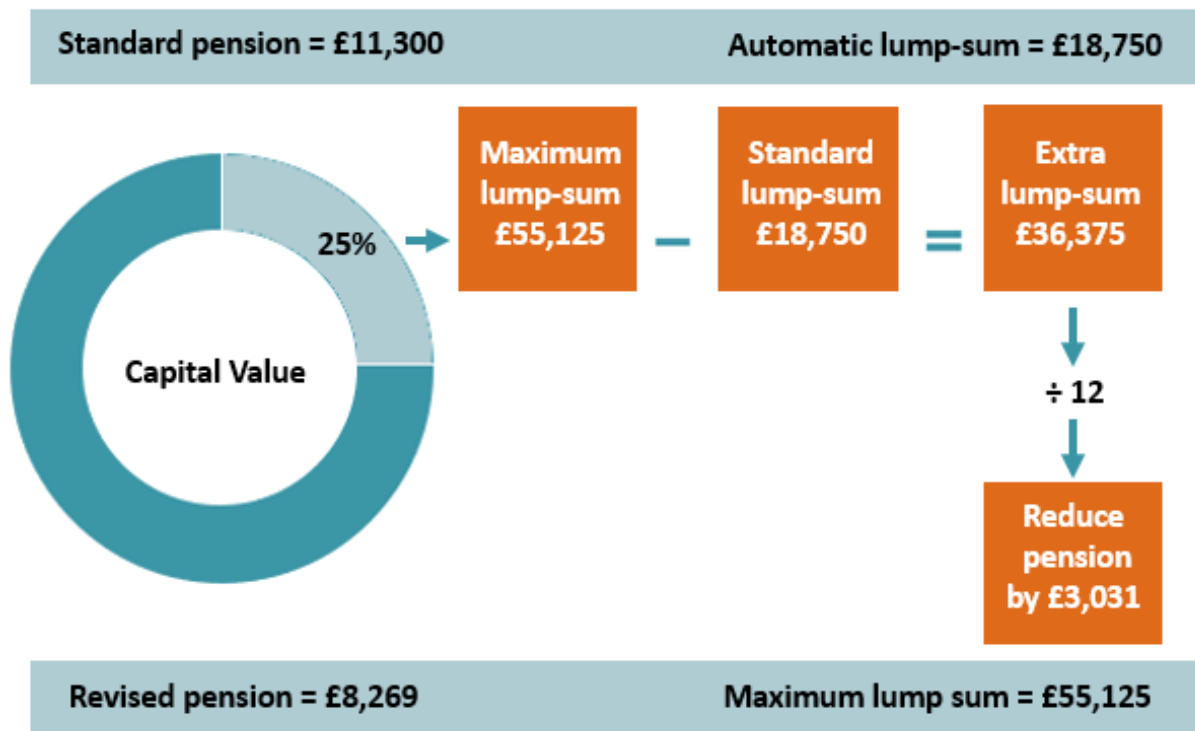
Taking a tax-free lump sum when you retire

When you take your pension, you can choose to swap some of it for a lump sum. For every £1 of annual pension you give up you will receive a lump sum of £12.

If you joined the LGPS before 1 April 2009, you will receive a tax-free lump sum when you take your pension. You will also have the option to swap some of the pension to increase your lump sum.

Most members can take up to 25% of the overall value of their pension as a lump sum. The lump sum will usually be tax-free. HMRC limits the total amount of tax-free cash you can take from all UK pension schemes. The limit is £268,275. A higher limit may apply if you hold protection from the lifetime allowance. If you exceed the limit, you will have to pay tax on the excess at your marginal tax rate.

Example 2: swapping pension for lump sum



When Liz retires, she has a standard annual pension of £11,300 and an automatic tax-free lump sum of £18,750. Liz can take up to 25% of the capital value as a tax-free lump sum, which is £55,125. If she does, she will receive an extra £36,375 lump sum and her annual pension will reduce by £3,031 to £8,269.

Taking a larger lump sum reduces **your** pension but does not reduce any survivor pension paid after you die to your spouse, civil partner, eligible cohabiting partner or child.

It is very important that you think carefully about this option before you take your pension. It will not be possible to reverse your decision after your pension has been paid. **We/your pension administrator/your pension fund** will give you more information about this option when you take your pension. Please see [Taking your LGPS pension - the process](#) for more details.

We/your pension administrator/your pension fund will ask you for details of any tax-free lump sums you have already received when you take your pension.

Recycling

If you use your tax-free lump sum to significantly increase the contributions you pay to a pension scheme, this is known as 'recycling'. This is a complex area and HMRC will only consider that recycling has occurred if all the relevant conditions are met. If HMRC considers that recycling has occurred, you will have to pay extra tax.

You can find out more about [lump sum recycling](#) from HMRC. You may wish to seek regulated financial advice if you think recycling might apply to you.

Further information

You can find out more information and [use a lump sum calculator](#) on the [LGPS member website](#).

Increasing your pension

The [budget planner](#) at the end of this guide will help you work out what income you will need when you stop working. In this section, we look at ways you could increase that income.

You can pay extra contributions to increase your pension by paying:

- additional pension contributions (APCs)
- in-house additional voluntary contributions (AVCs)
- free-standing AVCs
- into a personal or stakeholder pension.



Additional pension contributions (APCs)

If you are in the main section of the Scheme, you can pay extra contributions to buy up to £8,568 of annual pension. Any extra pension you buy is added to your LGPS pension. You can pay for this extra pension by regular contributions from your pay or by paying a lump sum.

In-house additional voluntary contributions

Additional voluntary contributions (AVCs) allow you to pay more to build up extra savings for your retirement. In-house AVCs are invested separately in funds managed by [our/XX Council's/xx Pension fund's](#) in-house AVC provider, <<AVC

[provider name>>](#). You would benefit from tax relief on the AVC contributions that you pay.

Your employer may offer a shared cost AVC through a salary sacrifice arrangement. If they do, both you and your employer would pay less in national insurance. Check with your employer if they offer a salary sacrifice scheme for AVC contributions.

When you take your LGPS pension, you can use your AVC fund to buy a guaranteed income for life (an annuity) or buy a top-up LGPS pension. Subject to HMRC limits, you may be able to take up to 100% of your AVC fund as a tax-free lump sum.

You may also be able to withdraw cash lump sum(s) from your AVC fund if you are 55 or over. You can normally only do this before you take your LGPS pension. 25% of each lump sum is normally tax free, and the remaining 75% is taxed at your marginal tax rate. Speak to your AVC provider for more information.

You can also transfer your AVC fund to another pension scheme or arrangement at any time before you take your LGPS pension.

For more information please view: [Link to AVC information](#)



Freestanding additional voluntary contributions (FSAVCs)

These are similar to in-house AVCs but they are not linked to the LGPS in any way. With FSAVCs, you choose a provider, usually an insurance company. You may want to consider their different charges, alternative investments and past performance.

Personal or stakeholder pensions

You can pay into a personal pension plan or stakeholder pension scheme at the same time as paying into the LGPS. You need to consider charges, alternative investments and past performance when you choose a provider.

It is advisable to get financial advice before taking out any form of additional pension savings.


Further information

You can find more information on [paying more to increase your pension](#) on the [LGPS member website](#). You can also watch the [Pensions made simple videos](#), including 'Looking after your pension'.

Tax and your pension

One of the benefits of pension saving with the LGPS is that you receive tax relief on the contributions you pay. HM Revenue and Customs (HMRC) restricts the amount of tax relief you can receive. Most people will be able to save as much as they wish because their pension savings will be less than the limits.

If you are thinking of paying extra, you should be aware of these limits. There is no limit on the amount of contributions you can pay. You will only receive tax relief on contributions up to 100 per cent of your taxable earnings in a tax year.



Annual allowance

The annual allowance is a limit on how much your pension benefits may increase in a tax year without you having to pay a tax charge.

In the LGPS, the amount of annual allowance used is the growth in the value of your pension benefits over the tax year.

For money purchase arrangements, such as AVC schemes, the annual allowance you use is the total contributions paid by you, and on your behalf, over the tax year.

We/your pension administrator/xxpension fund will inform you if your LGPS pension savings exceed the standard annual allowance by sending you a pension saving statement. The statement must be sent to you by 6 October following the end of the tax year.

Important: you may be paying into more than one pension scheme. It is your responsibility to check that your total pension savings across all schemes do not exceed the annual allowance limit.

Further information

You can find more information on [the annual allowance](#), including a tool to check your position, on the [LGPS member website](#). You can also watch the [Pensions made simple video](#), 'Your annual allowance'.

After you have taken your pension

In this section, we look at events that may happen once you are taking your LGPS pension.



You get a new job

If you get a new job in local government, or with an employer who offers LGPS membership, you must tell **us/your pension administrators/the pension fund** in writing. Your pension is usually not affected (funds may wish to amend this text if their policy is to abate the pre 2015 element of the pension).

If you return to work, your tax code may change. The tax office can provide further details.

You move abroad

Your LGPS pension can generally be paid to an overseas bank account. If you are thinking of moving abroad, please contact **us/your pension administrators/the pension fund** to ensure your pension payments continue.



Your marital or partnership status changes

You need to keep **us/your pension administrators/the pension fund** informed of any change in your marital or partnership status by forwarding **a copy of the/the original certificate**. This ensures that in the event of your death we have up to date details.

You may also wish to complete a new expression of wish form to let **us/your fund** know who you would like any death grant paid to.

You change address

If you move house or change bank account, you must tell **us/your pension administrators/the pension fund**. Please **contact us in writing/telephone/visit <<link>>** as soon as possible to give us the new details.

Death benefits

Once you take your pension, it is paid to you for the rest of your life.

If you die after you have taken your pension, payment of your pension will stop. Your next-of-kin or person dealing with your estate should inform **us/your pension administrators/the pension fund** of your death. They should do this as soon as possible so your pension is not overpaid.



If you die before age 75 and less than ten years' pension has been paid to you, a death grant may be paid. The amount payable would be:

- ten times your annual pension (adjusted if you swapped pension for tax-free lump sum)
- less the amount of pension already paid to you.

A survivor pension will be paid to your spouse or civil partner after you die. A survivor pension may be paid to your cohabiting partner and/or children, subject to certain qualifying conditions.

Further information

You can find out more about [death benefits in the LGPS](#) on the [LGPS member website](#). You can also watch the [Pensions made simple videos](#), including 'Protection for you and your family'.

Taking your LGPS pension – the process

In this section we look at:

- what you should think about when you are planning to take your LGPS pension, and
- what happens next when you have made a final decision to retire and take your pension.

Pre-retirement training

Some employers offer courses for their employees who are approaching retirement. Topics covered will vary depending on who is delivering the course. Attending this type of session can give you:

- **useful information about what you should consider before retirement**

- the opportunity to have an expert answer your questions
- a forum to share your views and experiences with colleagues who are also approaching retirement.

Contact your employer to find out what training they offer.

Notice period

The process to pay your LGPS pension can be complex. You may need to give your employer more notice than the period set out in your contract of employment to make sure your pension is paid on time.

Income and spending after retirement

It is important that you think about your retirement income before you leave your job. Some costs will reduce after you stop working. Your travel costs may drop, you are likely to pay less tax and you will not pay national insurance. Other costs such as household bills may increase when you stop working.

Depending on your age when you stop working, you may be able to take your State Pension. You can find more information about the [State Pension](#) in Part two of this guide.

We have provided a basic [budget planner](#) at the end of this guide to help you.

Protected pension age

If you will be entitled to take your pension on leaving on redundancy or efficiency between 50 and 55, you will need to liaise with your employer about whether you will qualify for a protected pension age. If you don't qualify, any pension and lump sum payments we pay you before your 55th birthday will incur significant tax charges.

Pension Wise guidance

Pension Wise is a government service from MoneyHelper. It offers free, impartial guidance to members aged 50 and over on what they can do with their defined contribution savings, such as AVCs. Members can access the guidance online, by phone or face-to-face.

You must either attend a guidance appointment with Pension Wise, or opt out of attending one, before you can start receiving your AVCs. We encourage you to attend the appointment as it may help you understand your AVC options. If you wish, **We / your pension fund** can book the appointment on your behalf.

We / your pension fund will give you more information when **we / they** contact you about taking your LGPS pension and AVC.

Your LGPS pension

Your annual benefit statement shows the LGPS benefits you have built up to 31 March each year **and an estimate of the benefits you would receive if you remained in employment until your normal pension age (NPA).**

It is important that you know how much your pension benefits will be on your chosen retirement date before you make a final decision. The figures in your statement may not tell you:

- the reduced benefits that would be paid if you retire early
- the benefits that would be paid if your pay or working hours have changed recently or will change before you take your pension
- the effect of a pension sharing order (if part of your pension has been awarded to your former partner following a divorce or dissolution of a civil partnership)
- what your options are if you have an in-house AVC
- if you will be affected by HMRC limits on pension savings.

You can get an estimate of the LGPS benefits payable on a certain date by writing to/emailing us/your pension administrators/the pension fund/using the online portal <<link>> (add a note about divorce debits, AVCs and the AA limit if these are not covered by calculations run online).

Your employer will need to request a pension estimate on your behalf if you:

- are considering flexible retirement
- may be leaving due to redundancy or business efficiency over age 55 (or over 50 in some cases)
- may have to leave your job because of ill health.

The summary below shows a basic outline of the process that will be followed once you have made a final decision to take your LGPS pension.

-
- | | |
|---------------|--|
| Step 1 | Talk to your employer and agree your retirement date |
| Step 2 | Your employer gives us/your pension fund/your pension administrators information about your pay, leaving date and reason for leaving |
| Step 3 | We/your pension fund/your pension administrator calculate(s) an estimate of your pension benefits. We/they send this to you with forms for you to confirm: |

- that you wish to take your pension (if applicable)

and, if you are taking your pension:

- your option to swap pension for lump sum
- information about pensions and lump sums that have already been paid to you
- AVC payment options, if you have an in-house AVC (including confirmation that you have either attended a Pension Wise guidance appointment or opted out of attending one).

You will also be asked for bank details and may be asked for **a copy of your birth certificate or passport**

Step 4

You return the forms and any documents that **we/your pension fund/your pension administrators** have requested.

Remember - once you have made a decision on:

- whether to swap pension for lump sum and
- how you want your in-house AVC to be paid

these decisions are final and cannot be reversed later.

Step 5

We/your pension fund/your pension administrator arranges payment of your pension and any tax-free lump sum after your retirement date.

Additional Information

<<Each fund should include here information that will be useful to members planning their retirement. Some suggestions are shown below>>

We can only calculate your pension benefits (Step 3) after your employer has given us the information we need. Once we have that information, we aim to provide you with a pension calculation within xx days.

Once we have received your completed forms, we aim to set up your pension within xx days (Step 5). If you are taking a lump sum, we aim to pay this within xx days of receiving the completed forms, or the day after your retirement, if later.

Please be aware that Steps 3 and 5 may take longer if you:

- have an in-house AVC fund,
- you may also be able to withdraw cash lump sum(s) from your AVC fund. You can normally only do this before you take your LGPS pension. 25% of

each lump sum is normally tax free, and the remaining 75% is taxed at your marginal tax rate. Speak to your AVC provider for more information.

- will be entitled to take your pension on leaving on redundancy / efficiency between 50 and 55.

You should consider these timings when deciding how much notice to give.

We will pay your LGPS pension on xx of every month. When your pension is first paid, a tax code of xx will apply. We will send details of your pension payments to HMRC. HMRC will provide us with a revised tax code, if needed. You can read more about tax in [Part two](#) of this guide.

Getting further help

The decisions you make when you take your pension will affect your income in later life. It is important that you make the right decisions. Many organisations provide support, guidance and information. You can find [contact information for support organisations](#) in Part two of this guide.

Help if you have a query or complaint

You should contact [us/your pension administrator/your pension fund](#) if you:

- are in any doubt about your LGPS pension
- have a question about your LGPS benefits
- have experienced any problem related to the LGPS.

[We/they](#) will seek to address the issue as quickly and efficiently as possible by:

- providing you with missing information
- correcting any inaccuracy, and
- taking any other action needed to put right the problem.

If you are still dissatisfied, you can take further action.

- You can ask for the disagreement to be formally reviewed under the Scheme's Internal Disputes Resolution Procedure (IDRP). To find out more about the IDRP and the time limits that apply, please [contact your pension administrators/see the guide on our website](#). You can find our contact details at the end of this guide.
- If you have a complaint about the administration or management of a pension scheme, you can contact the Pensions Ombudsman (TPO). You can find more information and submit an online complaint form on the [TPO website](#).
- You can contact MoneyHelper, who can assist with general queries concerning pension benefits. You can read more about the services they offer on the [MoneyHelper website](#).

Part 2 – Other useful information

State Pension

In addition to your LGPS benefits, you may also qualify for a State pension paid by the UK Government.

How much State pension you will receive is based on your [National Insurance record](#).

Please visit the UK Government website for more information on [receiving your State Pension](#) and how to claim it.

You can also [request a State Pension forecast](#) online.

Tax and your pension



The Personal Allowance is the amount of income you can earn before paying tax.

The standard Personal Allowance for 2025/26 is £12,570.

If your total taxable income is more than your Personal Allowance, you will pay income tax. The rate at which you pay this will depend on whether you pay [Scottish Income Tax](#).

National insurance contributions will not be deducted from your Local Government Pension payments.

Each year your employer or your pension scheme (if you have a pension in payment) will give you a P60. Your P60 shows what you have been paid, and how much tax has been deducted. It is important that you keep your P60 in a safe place.

For more information on income tax, contact HM Revenue and Customs or visit their website:

Phone: 0300 200 3300

Website: www.hmrc.gov.uk/incometax

Tracing previous pension rights

There is currently an estimated £400 million in unclaimed pension savings. People have saved this money for their retirement.

To plan for your retirement, you need to know how much income you will get. This includes income from workplace or personal pension plans and the State Pension.



If you have lost track of a pension, there is a UK Government service you can use to find contact details for:

- your own workplace or personal pension scheme
- someone else's scheme if you have their permission.

You can access the service through the [Pension Tracing Service website](#).

Remember to keep your pension providers up to date with any change in your home address.

Pension scams

You have worked hard to build your LGPS pension. Scammers may try to get their hands on your pension savings.

Scams are hard to spot and are often disguised with credible websites, testimonials and materials which make them look like the real thing.

To help you spot the signs and protect yourself from a scam, the Pension Scams Action Group suggest following four simple steps. The Group is a multi-agency taskforce of law enforcement, government and industry working together to tackle pension scams.

If you suspect a scam, report it.

You can report an unauthorised firm or scam to the Financial Conduct Authority (FCA) using the [online reporting form](#) or on 0800 111 6768.

If you suspect a scam, report it to Action Fraud on 0300 123 2040 or at www.actionfraud.police.uk/. If you live in Scotland, call 101.

Be ScamSmart with your pension. To find out more, visit
www.fca.org.uk/scamsmart

Step 1 - Is the offer unexpected?

Legitimate pension providers are highly unlikely to contact you out of the blue about your pension. Be wary of free pension review offers and/or promises of high/guaranteed returns.

Step 2 - Have you checked who you're dealing with?

The Financial Conduct Authority's (FCA) website has a Financial Services Register you can check to make sure that anyone offering you advice or services is authorised to do so.

A firm pretending to be an authorised firm is known as a 'clone firm' and may have a clone website that looks exactly like the real deal. **Tip:** double check their contact details against the register and see if they match. Always ensure a firm is FCA- authorised or you won't be protected by the Financial Ombudsman Service or Financial Services Compensation Scheme if something goes wrong.

Website: register.fca.org.uk Phone: 0800 111 67 68

Step 3 - Stop and think – are you being rushed or pressured?

Pressure to act quickly or you will miss out is often a warning sign. Take your time to make all the checks you need and remember, if it sounds too good to be true, it probably is.

Step 4 - Should you seek impartial advice or guidance?

MoneyHelper

Free and impartial information and guidance available online, over the phone and via webchat. Website: www.Moneyhelper.org.uk Phone: 0800 011 3797.

Financial advisers

If you can, it's a good idea to invest in speaking to a financial adviser. Often large amounts of money are at stake and they will be able to help you make the right decision for you. **Tip:** check any adviser you choose to use is regulated by the FCA.

Stop! Think Fraud

Learn more about how to spot and avoid scams. Website: stopthinkfraud.campaign.gov.uk.

Where to go for support

Pension Wise is a UK government service from MoneyHelper that offers free, impartial guidance, once you reach age 50, to help you understand your defined contribution pension options. Find out more on the [MoneyHelper website](#) or by calling 0800 011 3797.



[MoneyHelper](#) offers impartial money and pensions guidance that is backed by the UK government and free to use. MoneyHelper has brought together the support and services of three government-backed financial guidance providers: the Money Advice Service, the Pensions Advisory Service and Pension Wise.

[Which?](#) is the largest independent consumer body in the UK. They provide unbiased advice and publish guides for consumers, including on pension issues.



[Unbiased](#) is a website listing regulated and independent financial advisers, mortgage brokers, solicitors and accountants. It checks that everyone is registered with the Financial Conduct Authority (FCA).

[The Financial Conduct Authority \(FCA\)](#) is the regulatory body for independent financial advisers. The FCA can assist you with spotting the signs of investment and pension scams.



[Citizens Advice](#) is a network of 250 independent charities throughout the United Kingdom that give free, confidential information and advice to assist people with money, legal, consumer and other problems.

[Age UK](#) provides information and advice on money and legal matters, health and wellbeing, care and support and lots more.



Independent Age is an older people's charity based in the UK. They provide a variety of information such as assistance with council tax, pension credit, attendance allowance and lots more. You can view all their support on the [Independent Age website](#) or you can telephone them on 0800 319 6789.



Budget Planner

It is important to understand where you are spending your income. This will help you to work out how much income you will need in retirement. You can use this budget planner as a starting point.

Table 3 - Income

| Income (weekly/monthly) | Amount |
|--------------------------------|---------------|
| Wage/Salary | £ |
| Wage/Salary (Partner) | £ |
| Benefits | £ |
| Other 1 | £ |
| Other 2 | £ |
| Total Income | £ |

Table 4 - Outgoings

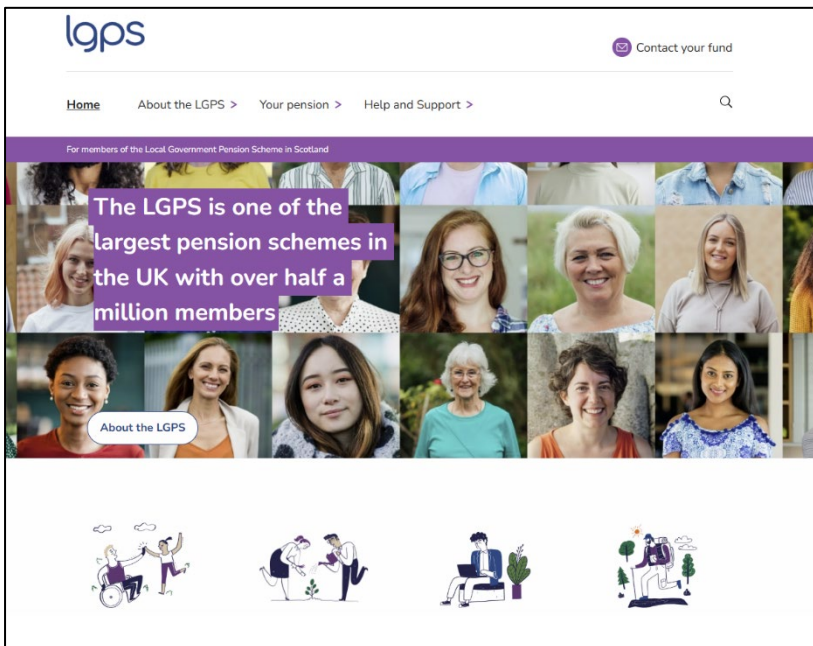
| Outgoings (weekly/monthly) | Amount |
|-----------------------------------|---------------|
| Mortgage/rent | £ |
| Loan/s, credit card/s | £ |
| Ground rent/service charge | £ |
| Insurance | £ |
| Council Tax | £ |
| Gas | £ |
| Electricity | £ |
| Water | £ |
| Food/housekeeping | £ |
| Travel | £ |
| Telephone / mobile phone | £ |
| TV licence / TV subscriptions | £ |
| Internet | £ |
| Clothing | £ |
| Prescriptions/health costs | £ |
| Emergencies | £ |
| Other 1 | £ |
| Other 2 | £ |
| Total outgoings | £ |

Total income
Total outgoings
Available income

£
£
£

How to find out more

You can find more information about the Local Government Pension Scheme from the [LGPS member website](#).



You can visit our/the pension fund's/the pension administrator's website at <<add hyperlink>>.

You can also contact us/your pension fund/your pension administrators:

By phone: <<phone number>> between xxam and xxpm

By email: <<email address>>

In writing: <<address>>

Disclaimer

The purpose of this guide is to assist members with their retirement planning. It is for general use and cannot cover every personal circumstance. The guide does not cover fully the annual allowance and the tax implications for members who exceed it. This guide does not confer any contractual or statutory rights and is provided for information purposes only. In the event of any dispute over your pension benefits,

the appropriate legislation will prevail. This document was correct at the date it was written. Factors and information may change; please visit the relevant websites if required.

